




| Model Number                | Capacity | Height | Outside Diameter | Inside Diameter | AVAILABLE FINISHES |                   |                 |            |                    |              | Ship Weight | BOULEVARD   |
|-----------------------------|----------|--------|------------------|-----------------|--------------------|-------------------|-----------------|------------|--------------------|--------------|-------------|---|
|                             |          |        |                  |                 | Gel Coat           | Two Stage Coating | Poly Lite Crete | Multi Spec | Feather Lite Stone | Metal Patina |             |   |
| SLC-2436T                   | 35 gal.  | 36"    | 24"              |                 | NA                 |                   |                 |            |                    |              | 140 lbs.    |  |
| SLC-2436TA - TRASH/ASH UNIT |          |        |                  |                 | NA                 |                   |                 |            |                    |              | 140 lbs.    |   |

| Model Number                | Capacity | Height | Outside Diameter | Inside Diameter | AVAILABLE FINISHES |                   |                 |            |                    |              | Ship Weight |  |
|-----------------------------|----------|--------|------------------|-----------------|--------------------|-------------------|-----------------|------------|--------------------|--------------|-------------|--|
|                             |          |        |                  |                 | Gel Coat           | Two Stage Coating | Poly Lite Crete | Multi Spec | Feather Lite Stone | Metal Patina |             |  |
| SLC-2641S                   | 45 gal.  | 41"    | 26"              |                 | NA                 |                   |                 |            |                    |              | 150 lbs.    |  |
| SLC-2641SA - TRASH/ASH UNIT |          |        |                  |                 | NA                 |                   |                 |            |                    |              | 150 lbs.    |  |

HINGED SIDE DOOR LINER ACCESS •

| Model Number    | Capacity | Height | Outside Diameter | Inside Diameter | AVAILABLE FINISHES |                   |                 |            |                    |              | Ship Weight |  |
|-----------------|----------|--------|------------------|-----------------|--------------------|-------------------|-----------------|------------|--------------------|--------------|-------------|---|
|                 |          |        |                  |                 | Gel Coat           | Two Stage Coating | Poly Lite Crete | Multi Spec | Feather Lite Stone | Metal Patina |             |   |
| SLC-1428T-HAB   | 6 gal.   | 28"    | 14"              |                 | NA                 |                   |                 |            |                    |              | 40 lbs.     |   |
| SLC-2648STD-HAB | 45 gal.  | 41"    | 26"              |                 | NA                 |                   |                 |            |                    |              | 150 lbs.    |   |

HINGED SIDE DOOR LINER ACCESS •

|                             |  |     |     |  |    |  |  |  |  |  |         |   |
|-----------------------------|--|-----|-----|--|----|--|--|--|--|--|---------|---|
| SLC-1428-HAB - ASH RECEIVER |  | 28" | 14" |  | NA |  |  |  |  |  | 40 lbs. |  |
|-----------------------------|--|-----|-----|--|----|--|--|--|--|--|---------|---|

EXCLUSIVE HIDE-A-BUTT DESIGN •

| Model Number | Capacity | Height | Outside Diameter | Inside Diameter | AVAILABLE FINISHES |                   |                 |            |                    |              | Ship Weight |  |
|--------------|----------|--------|------------------|-----------------|--------------------|-------------------|-----------------|------------|--------------------|--------------|-------------|---|
|              |          |        |                  |                 | Gel Coat           | Two Stage Coating | Poly Lite Crete | Multi Spec | Feather Lite Stone | Metal Patina |             |   |
| SLC-1424     |          | 24"    | 24"              |                 | NA                 |                   |                 |            |                    |              | 60 lbs.     |   |

ASH RECEIVER •