

AVAILABLE FINISHES

Gel Coat





Two Stage Coating

Poly Lite Crete

Multi Spec

Feather Lite Stone

Metal Patina

Model Number	Capacity	Height	Outside Diameter	Inside Diameter	Ship Weight	ASH RECEIVERS
8C-1225A		25"	12"		12 lbs.	ALUMINUM ASH PAN • 
8C-1630A		30"	16"		27 lbs.	BLACK ASH PAN • 
8C-1225AT	7.5 gal.	25"	12"		17 lbs.	REMOVABLE ALUMINUM ASH PAN • 
8C-1225AT	7.5 gal.	20"	10"x10"		10 lbs.	ONE-PIECE CONSTRUCTION • FILL COMPLETE UNIT WITH SAND • 
8S-1225A		20"	12"x12"		40 lbs.	ONE-PIECE CONSTRUCTION • 